

# TARIFFS

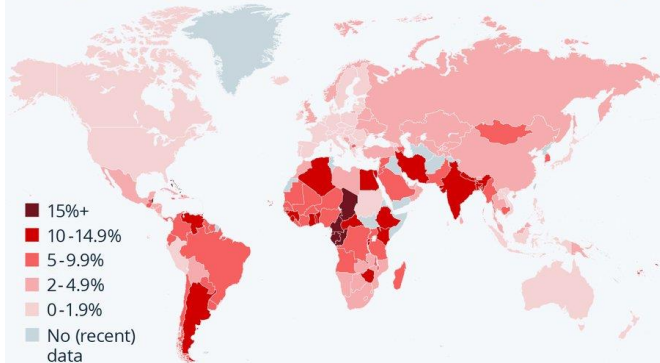
**What's Past Is Prologue**

1385 Piccard Drive, Rockville, MD 20850  
(301) 869-5800  
[www.mcaa.org](http://www.mcaa.org)

# There Are No Saints in the Tariff Business

## Where the World Is Charging Most Tariffs

Applied weighted mean tariff rate (all products), by country

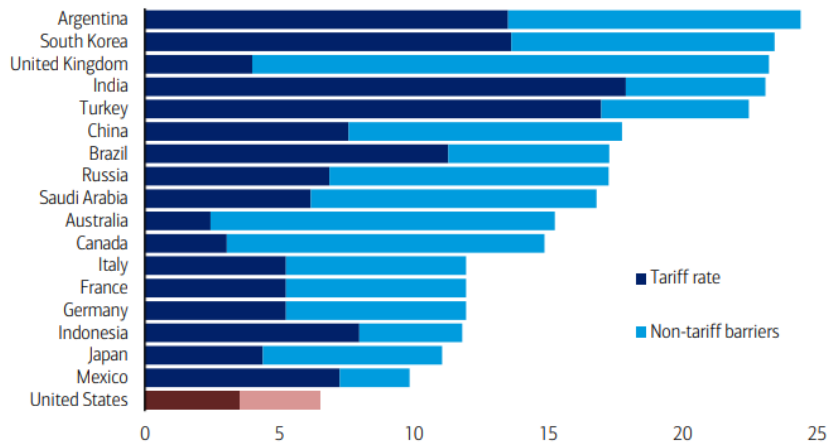


Recent new tariffs in the U.S./China/Canada have raised levels there  
 Latest available (2021-2022). DRC, Syria, Iran, Haiti: 2020. Egypt: 2019  
 Source: World Bank



## Exhibit 5: "Free trade"

G20 trade barriers by type, data as of 2022 to 2023, %



Source: BofA Research Investment Committee, World Bank, PWC; tariff rate = MFN simple average, barriers = average ad valorem equivalent; UN Trade and Development data used for non-tariff barriers in Saudi Arabia, China, Türkiye, India, and South Korea; Non-tariff barriers include regulations, rules of origin, and quotas.

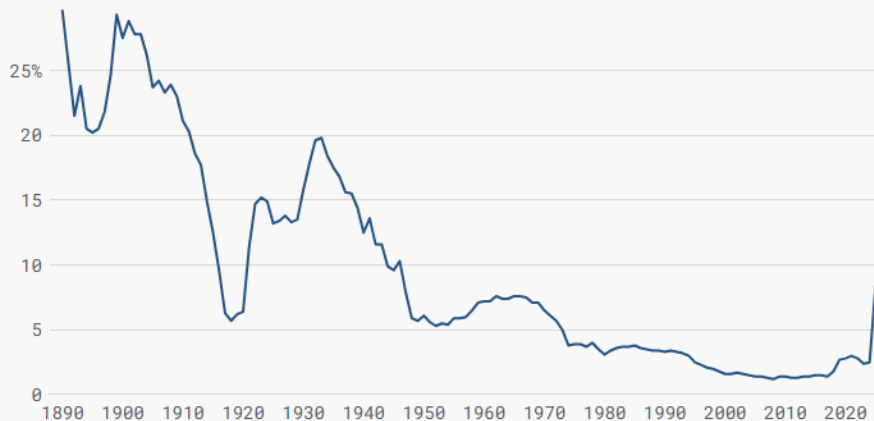
BofA GLOBAL RESEARCH



# Proposed Tariffs: A Time Machine to 1946

## Trump's Average Tariff Rate Would Be Highest Since 1946

Average Tariff Rate on All Imports, Historical Rates from 1890-2023, Projected Rate for 2024, Estimated Rate for 2025 Under Trump's Imposed Tariffs

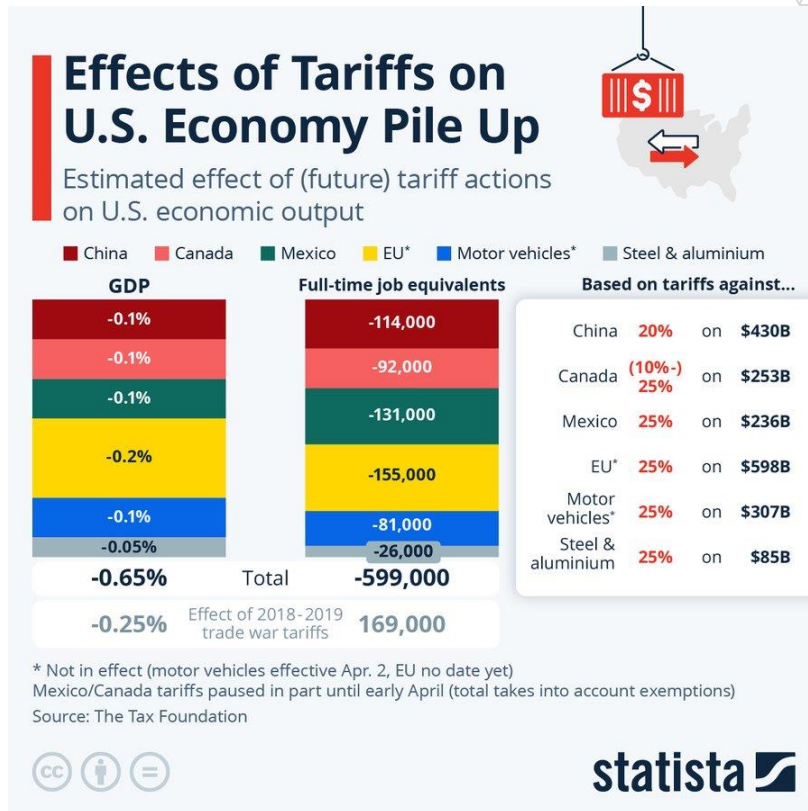


Note: Tariff revenue estimate uses an elasticity of -0.997 and a noncompliance rate of 8 percent.  
Source: US Census Bureau, *Historical Statistics of the United States: Colonial Times to 1970, Part II*; US International Trade Commission, "U.S. imports for consumption, duties collected, and ratio of duties to values, 1891-2023, (Table 1)"; Tax Foundation calculations.

[Embed](#) • [Download image](#) • [Get the data](#)

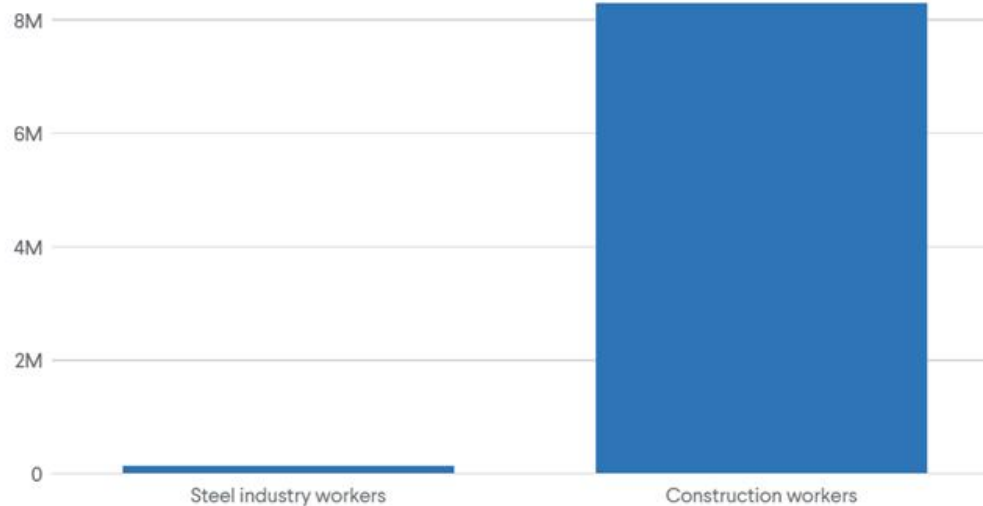


# Tariffs Reduce GDP, Increase Job Losses



# Is the Juice Worth the Squeeze?

Far More U.S. Jobs Are in Construction, a Major Steel User, Than the Steel Industry



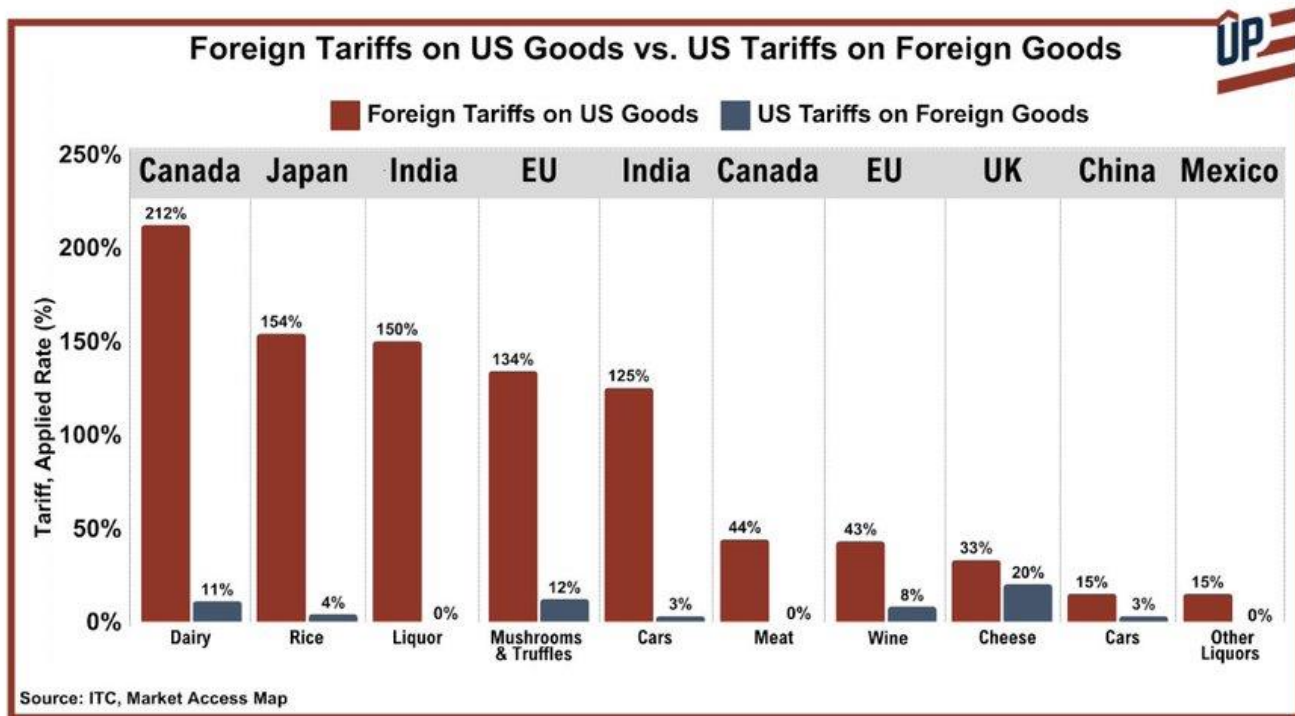
Note: Data is as of 2024.

Source: U.S. Geological Survey, Mineral Commodities Summaries; Bureau of Labor Statistics.

COUNCIL INTL.  
FOREIGN  
RELATIONS

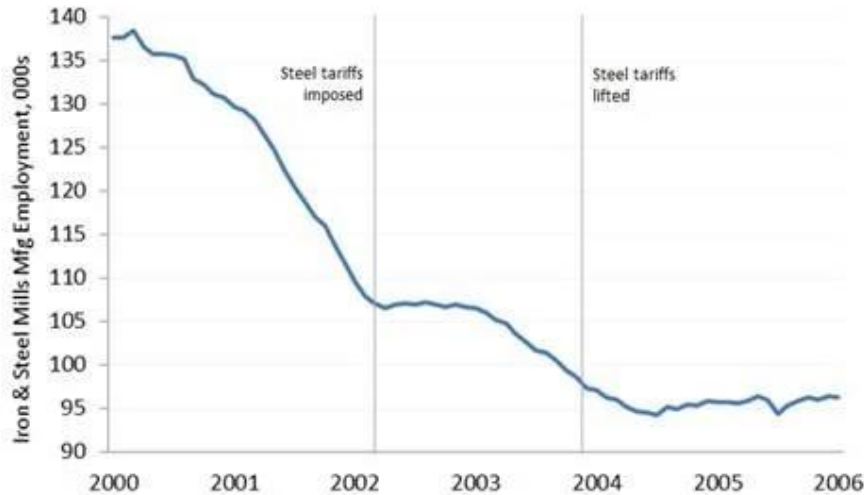
**MCAA**

# Is US' Frustration Justified?



# We've Been Down That Road Before...

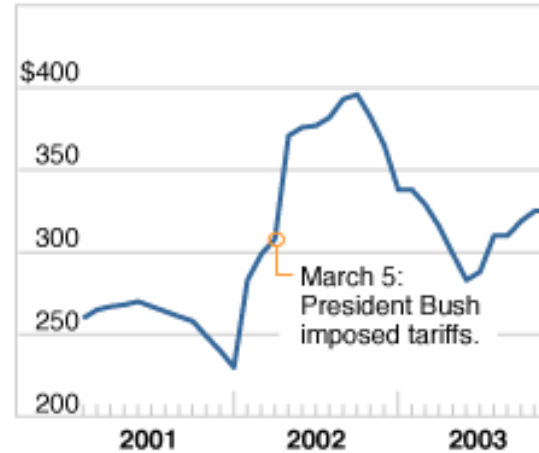
## Bush Steel Tariffs Didn't Save Jobs



Source: Bureau of Labor Statistics

## STEEL CLIMBS BACK

U.S. spot prices for hot-rolled band steel, per metric ton, from Tier 1 (high quality) producers.



Source: World Steel Dynamics

STATUS	COUNTRY	DESCRIPTION
<b>In effect</b> Feb. 4	China	10% on all imports ›
<b>In effect</b> March 4	Mexico	25% on all imports ›
<b>In effect</b> March 4	Canada	25% on most imports, lower rate for energy ›
<b>In effect</b> March 4	China	Additional 10% on all imports ›
<b>Partially Suspended</b> March 6	Canada and Mexico	Repeive for goods that fall under the USMCA trade pact ›
<b>In effect</b> March 12	World	25% on aluminum and steel ›
<b>Planned</b> April 2	World	Unspecified tariff on all agricultural products
<b>Planned</b> April 2	World	Unspecified tariff on all foreign cars ›

# Key Tariff Dates



# A Pathway Forward

- Prepare Now for Possible Cost Escalations
- Consider Strengthening US Supply Partners
- Your MCAA Team Is Monitoring Matters Closely